



ELDVARM

Stories by the fire





*Keep the sparks flying
Keep the conversation flowing
Keep the ideas growing
Keep the fire going*

OUR BRAND

This is Eldvarm

Eldvarm is an interior design company born around the fireplace, firmly rooted in Scandinavian tradition and culture.

We love the fire — and all the warm, inspiring emotions associated with relaxing and socializing in the comfort of our homes. We humans have gathered and told our stories around fires since our beginning. In the ever faster pace of our times, our need for moments of warmth, tranquility and togetherness is greater than ever. Our mission is to elevate those precious pauses in life even further through our collection of elegantly designed and crafted objects and accessories.





LOUISE VARRE, FOUNDER OF ELDVARM

The fire is at the heart of her home and family

Growing up in Scandinavia, fire was always important for Louise Varre. Her childhood home in Norway was warmed through the winter with several interior fireplaces. In summer, family and friends gathered in front of the outdoor fireplace in Louise's beloved grandparents' summer home in seaside Torekov, enjoying the magic of Sweden's white nights.

"We Scandinavians have a unique relation to light and fire, due to the dramatic contrast between our long, cold, dark winters and short summers of endless light. In ancient times, people worked outdoors all summer while the long dark winters were spent together in front of the fire, telling stories while crafting, polishing and perfecting objects. I believe there is a strong connection between the fire and the heritage of Nordic craft and design.

My grandmother, Ninne, taught me that beauty isn't shallow, but a deeper, timeless quality — that the objects we surround ourselves with must stand the wear of the eye. She educated me in the art of creating an ambiance of tranquility, harmony and coziness in the home. The center for these warm emotions was often the fireplace. To me, our outdoor fireplace in Torekov represents all these positive values and the most fulfilling times in life. I carry on the tradition with my children, who love it just as much.

It is told that in ancient, nomadic times, it was the woman's honor to carry and preserve the fire when the families moved to find new homes. I love the romantic allure in this story — the caring, motherly affections so intimately linked with the fire and the fireplace. I see it as my quest to bring to the market a collection of lovingly crafted, tactile and timeless objects designed to make these relaxing, revitalizing moments in life even more beautiful."



OUR DESIGN

The fundamental design expression of Eldvarm was created and developed in close collaboration between Louise Varre and celebrated, award-winning Swedish designer Emma Olbers. It's an expression built on the Scandinavian values of elegance through simplicity and craft, with a sophisticated, updated international touch. In the future, our ambition is to work with carefully selected designers around the world who share our vision and values.



EMMA OLBERS prides herself on being "a furniture designer with an eco heart". She has always tried to make products that are as environmentally friendly as possible, keeping a close eye on every step of the production process.





OUR PRODUCTION

To us, the selection of our materials and the quality of our craft means everything. We work with ethically sourced, natural materials of the highest quality. Eldvarm's products are crafted by highly skilled professionals in a number of carefully selected production facilities in Europe that share our values of ethics, honesty, sustainability and supreme craftsmanship.





EMMA SERIES

Basket





EMMA SERIES

Basket

DIMENSIONS

Diameter: 42 cm

Height: 47 cm

MATERIAL

Main body: Powder coated steel

Leather: Vegetable tanned

Details: Solid brass

or anodized aluminium

Keep your logs, or any other object that you would want to store away, in the elegantly designed basket made of powder-coated metal with hand stitched leather and brass details.


For detailed information on each version please see chart on pages 34-35



HAVANE



NATUREL II



LICHEN



FORÊT



NOIR

← BASKET Noir



← COMPANION SET Havane, BASKET Havane, FIREPLACE SCREEN Classique 70 ↑ BASKET Havane



EMMA SERIES

Companion Set





DIMENSIONS

Width: 23 cm
Depth: 18 cm
Height: 74 cm

MATERIAL

Main body: Powder coated steel
Brush: Horse hair & tampico
For more details please
see underneath each model

EMMA SERIES

Companion Set

The ultimate and stylish fire tools set to hold all your fireplace accessories. It includes the classic tools such as tongs as well as brush and shovel. In addition it includes a blow poker which can be used both as a blower to more easily start a fire, as well as to poke and arrange the wood for an optimal wood burning experience.

For detailed information on each version please see chart on pages 34-35

Our special blend for the brush contains horse hair and tampico (the root of the agave cactus) – a perfect blend to clean your fireplace.

A shovel that is deep enough to really empty the ashes without it all falling out on the floor.



The blowpoker can be used both to poke and manage the fire, as well as a bellow, just blow into the brass mouthpiece at the end to get your fire going.

The tongs can easily be used with one hand so you can hold the door with the other. Available with or without leather.

HAND-STITCHED
LEATHER HANDLES

For detailed information
on each version please see
chart on pages 34 - 35



HAVANE
Dark warm grey metal structure,
walnut handles, leather, brass screws



NOIR
Black metal structure, black stained
handles, leather, black screws



NATUREL II
Dark warm grey metal structure, beech
handles, leather, brass screws



FORÊT
British racing green metal structure,
walnut handles, leather, brass screws



LICHEN
Light green grey metal structure, beech
handles, leather, brass screws

WITHOUT
LEATHER HANDLES

For detailed information
on each version please see
chart on pages 34 - 35



CLASSIQUE WALNUT
Dark warm grey metal structure,
walnut handles, brass screws



NOIRETTE
Black metal structure, black stained
handles, black screws



↑ COMPANION SET Noir



↑ COMPANION SET Havane



EMMA SERIES

Lantern





EMMA SERIES

Lantern

DIMENSIONS

Diameter: 15,5 cm
Height: 22 cm

MATERIALS

Base: Powder coated steel
Leather: Vegetable tanned
Glass: Hand blown glass
Details: Solid brass
or anodized aluminium

This is our first product that is not a purely “fireplace accessory”, but that retains the same design as the other members of our successful Emma series. We still connect around the flame, be it now by ourselves reading a book, or at a dinner table with friends.

For detailed information on each version please see chart on pages 34-35



HAVANE



NATUREL II



LICHEN



FORÊT



NOIR

← BASKET Noir, LANTERN Naturel & Lichen



EMMA SERIES

Fireplace Screen





EMMA SERIES

Fireplace Screen

DIMENSIONS 95
 Width: 95 cm
 Height: 65 cm
 Depth: 10,5 cm

DIMENSIONS 70
 Width: 70 cm
 Height: 50 cm
 Depth: 7 cm


MATERIAL
 Main body: Powder coated steel

Elegance and utility go hand in hand with this classic fireplace screen. Perfect for keeping in jumping sparks and hot embers, so you can enjoy the rustic charm of your open fire without any of the drawbacks, it's unobtrusive yet attractively designed.

For detailed information on each version please see chart on pages 34-35




CLASSIQUE 95



CLASSIQUE 70



NOIR 95



NOIR 70

Wall Hook Shovel & Brush Blowpoker



WALL HOOK EMMA



CLASSIQUE



LICHEN


SHOVEL & BRUSH EMMA



CLASSIQUE
BEECH




CLASSIQUE
WALNUT




LICHEN
BEECH

BLOWPOKER EMMA



CLASSIQUE
BEECH



CLASSIQUE
WALNUT



LICHEN
BEECH

Material Responsibility

At Eldvarm we take great care to ensure that our materials are as natural as possible, with low impact on the environment. We have also taken into consideration how the environment will impact them. The tools meant to be used around the fire and, over time, their stories will show. Embrace the change as they show signs of usage — as the products take on a natural sheen and begin to mold into the hands that hold them.



BRUSH

The bristles on our brushes are a unique blend of horse hair, the traditional material for fireplace accessories, and tampico from the agave cactus. Together they make sure that the brush not only looks good but lasts over time.



WOOD

All our wood is sourced from sustainably managed forests in France (beech) or North America (walnut). We love the natural beauty of the wood and have therefore left some surfaces untreated. They will age naturally with use, producing a beautiful patina over time.



METAL

MAIN BODY PARTS

Our metal is powder coated, and the coating we use is free of harmful substances for minimum environmental impact.

DETAILS

All metal screws and small details are custom made in either solid brass or black anodized aluminium.



LEATHER















































All the leather is certified vegetable-tanned and thus free from any chrome or harmful chemicals. This ancient technique makes for a leather that has natural variations in colour. The leather, especially the light ones, will darken over time and obtain that much wanted patina of used leather.





















































Please note that the materials shown here may vary slightly in appearance to the ones delivered, as they are natural products.

Eldvarm continuously improves its products and reserves the right to change, without notice, the products and their features at any time.

Eldvarm assumes no responsibility for any printed errors.



PRODUCT	STYLE	METAL	WOOD	LEATHER	SCREWS
	FORÊT				
	HAVANE				
	LICHEN				
	NATUREL II				
	NOIR				
	CLASSIQUE WALNUT				
	FORÊT				
	HAVANE				
	LICHEN				
	NATUREL II				
	NOIR				
	NOIRETTE				
	FORÊT				
	HAVANE				
	LICHEN				
	NATUREL II				

PRODUCT	STYLE	METAL	WOOD	LEATHER	SCREWS
	CLASSIQUE 70				
	CLASSIQUE 95				
	NOIR 70				
	NOIR 95				
	CLASSIQUE BEECH				
	CLASSIQUE WALNUT				
	LICHEN				
	CLASSIQUE BEECH				
	CLASSIQUE WALNUT				
	LICHEN				
	CLASSIQUE				
	LICHEN				

METAL	WOOD	LEATHER	SCREWS
 Dark warm grey	 Walnut	 "Havane"	 Solid Brass
 Charcoal black	 Beech	 "Noir"	 Anodized Aluminum
 Light green grey	 Stained beech	 "Forêt"	
 British racing green		 "Naturel"	



ELDVARM

info@eldvarm.com

www.eldvarm.com

PHOTOGRAPHY

Helen Pe
Anne Soulier
Marion Leflour
Andy Liffner
Nomades Studio
Nina Holst

STYLIST

Helena Ullstrand

DESIGN

BrittonBritton

Please note that the materials shown here may vary slightly in appearance to the ones delivered, as they are natural products.

Eldvarm continuously improves its products and reserves the right to change, without notice, the products and their features at any time.

Eldvarm assumes no responsibility for any printed errors.

CA-005

→ BASKET & COMPANION SET Noir



www.eldvarm.com